

XCMH2115L3L0

XCMH Limit Switches Miniature Plastic Metal Roller Lever Rotate 180 NC + NO Snap L1



Main

| | |
|-------------------------------|--|
| Range of product | Telemecanique Limit switches XC Standard |
| Series name | Standard format |
| Product or component type | Limit switch |
| Device short name | XCMH |
| Sensor design | Miniature |
| Body type | Fixed |
| Head type | Rotary head |
| Material | Plastic |
| Body material | Plastic |
| Head material | Zamak |
| Fixing mode | By the body |
| Movement of operating head | Rotary |
| Type of operator | Spring return roller lever thermoplastic |
| Type of approach | Lateral approach, 2 directions |
| Number of poles | 2 |
| Contacts type and composition | 1 NC + 1 NO |
| Contact operation | Snap action |

Complementary

| | |
|---|---|
| Tracks | 24/31 mm |
| Switch actuation | By 30° cam |
| Electrical connection | Fixed cable |
| Cable length | 1 m |
| Cable composition | 4 x 0.34 mm ² |
| Wire insulation material | PvR |
| Contacts insulation form | Zb |
| Positive opening | With |
| Positive opening minimum force | 0.5 N |
| Minimum force for tripping | 0.1 N |
| Maximum actuation speed | 1.5 m/s |
| Contact code designation | C300, AC-15 (U _e = 240 V), I _e = 0.75 A conforming to IEC 60947-5-1 appendix A R300, DC-13 (U _e = 250 V), I _e = 0.1 A conforming to IEC 60947-5-1 appendix A |
| [U _i] rated insulation voltage | 300 V (pollution degree 3) conforming to UL 508 300 V (pollution degree 3) conforming to IEC 60947-5-1 300 V (pollution degree 3) conforming to CSA C22.2 No 14 |
| Maximum resistance across terminals | 25 MOhm conforming to IEC 60255-7 category 3 |
| [U _{imp}] rated impulse withstand voltage | 4 kV conforming to IEC 60664 4 kV conforming to IEC 60947-1 |
| Short-circuit protection | 6 A cartridge fuse, type gG |
| Electrical durability | 5000000 Cycles, DC-13, 120 V, 1 W, operating rate <60 cyc/mn, load factor: 0.5 conforming to IEC 60947-5-1 appendix C 5000000 Cycles, DC-13, 24 V, 3 W, operating rate <60 cyc/mn, load factor: 0.5 conforming to IEC 60947-5-1 appendix C 5000000 cycles, DC-13, 48 V, 2 W, operating rate <60 cyc/mn, load factor: 0.5 conforming to IEC 60947-5-1 appendix C |
| Mechanical durability | 5000000 cycles |
| Width | 30 mm |
| Height | 94 mm |

| | |
|------------|--------|
| Depth | 16 mm |
| Net weight | 0.1 kg |

Environment

| | |
|---------------------------------------|--|
| Shock resistance | 25 gn for 18 ms conforming to IEC 60068-2-27 |
| Vibration resistance | 5 gn (f= 10...500 Hz) conforming to IEC 60068-2-6 |
| IP degree of protection | IP66 conforming to IEC 60529 IP67 conforming to IEC 60529 |
| IK degree of protection | IK04 conforming to IEC 62262 |
| Electrical shock protection class | Class II conforming to IEC 61140 Class II conforming to NF C 20-030 |
| Ambient air temperature for operation | -25...70 °C |
| Ambient air temperature for storage | -40...70 °C |
| Protective treatment | TC |
| Product certifications | CSA[RETURN]UL[RETURN]CCC |
| Standards | IEC 60204-1 UL 508 CSA C22.2 No 14 IEC 60947-5-1 |

Packing Units

| | |
|------------------------------|----------|
| Unit Type of Package 1 | PCE |
| Number of Units in Package 1 | 1 |
| Package 1 Height | 1.6 cm |
| Package 1 Width | 20 cm |
| Package 1 Length | 25 cm |
| Package 1 Weight | 163 g |
| Unit Type of Package 2 | S03 |
| Number of Units in Package 2 | 30 |
| Package 2 Height | 30 cm |
| Package 2 Width | 30 cm |
| Package 2 Length | 40 cm |
| Package 2 Weight | 9.020 kg |

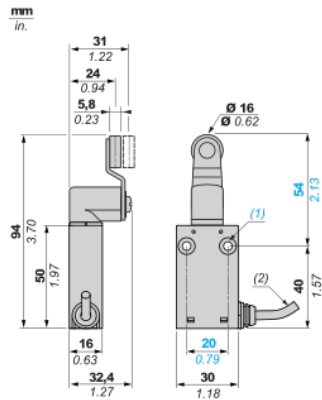
Offer Sustainability

| | |
|--|---|
| WEEE | The product must be disposed on European Union markets following specific waste collection and never end up in rubbish bins |
| California proposition 65 | WARNING: This product can expose you to chemicals including: Diisononyl phthalate (DINP), which is known to the State of California to cause cancer, and Di-isodecyl phthalate (DIDP), which is known to the State of California to cause birth defects or other reproductive harm. For more information go to www.P65Warnings.ca.gov |
| For all Reach Rohs enquiries contact us at | sustainability@tesensors.com |

Contractual warranty

| | |
|----------|-----------|
| Warranty | 18 months |
|----------|-----------|

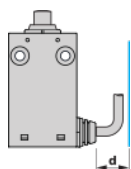
Dimensions



- (1) 2 fixing holes $\varnothing 4.2$ mm (0.16 in.), counterbored $\varnothing 8$ mm by 4 mm deep (counterbored $\varnothing 0.32$ in. by 0.16 in. deep).
- (2) Cable external diameter: 4.2 mm (0.16 in.)

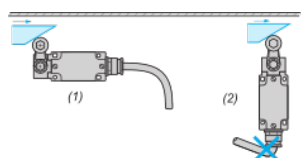
Mounting and Clearance

Mounting: distance required for connection



d : min.15 mm/min.0.59 in.

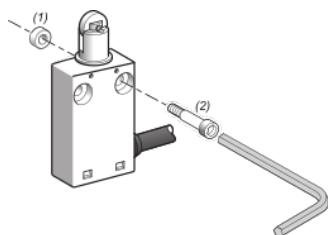
Sweep of Connecting Cable



(1) : Recommended

(2) : To be avoided

Mounting with Spacers

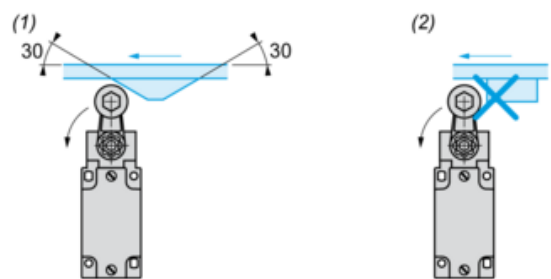


(1) : 2 spacers supplied with the switch

(2) : 2 screws Ø 4mm (not included)

Mounting with Rotary Heads and Levers

Type of Cam

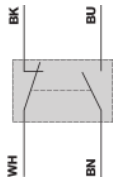


(1) Recommended

(2) To be avoided

Wiring diagram

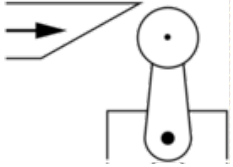
2-pole NC + NO snap action



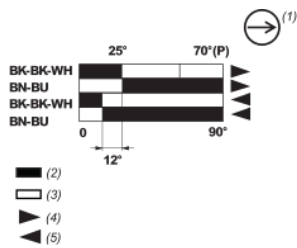
(BK) Black
(WH) White
(BN) Brown
(BU) Blue

Characteristics of Actuation

Switch Actuation by 30° Cam



Functional Diagram



(P) Positive opening point

(1) NC contact with positive opening operation

(2) Closed

(3) Open

(4) Tripping

(5) Resetting

(BK) Black

(BK-WH) Black White

(BN) Brown

(BU) Blue