

# XUBTAPSWM12

Photoelectric sensors XU, XUBT, polarised, 90°, Sn 1.4 m, 12...24 VDC, M12



## Main

Range of product	Telemecanique Photoelectric sensors XU
Series name	Application packaging
Electronic sensor type	Photo-electric sensor
Product specific application	Detection of transparent object
Sensor name	XUBT
Sensor design	Cylindrical M18
Detection system	Reflex
Material	Plastic
Line of sight type	90° lateral
Supply circuit type	DC
Wiring technique	3-wire
Discrete output type	PNP
Discrete output function	1 NO or 1 NC programmable
Electrical connection	1 male connector M12, 4 pins
Emission	Coaxial polarised red reflex
[Sn] nominal sensing distance	0...0.8 m with reflector XUZ C50/C50HP

## Complementary

Kit composition	Reflector XUZC50HP Sensor
Enclosure material	PBT
Lens material	PMMA
Beam angle	1.5 °
Blind zone	0 mm
Spot diameter	37 mm
Type of output signal	Discrete
Output type	Solid state
Status LED	Supply on: 1 LED (green) Stability: 1 LED (red) Output state: 1 LED (yellow)
[Us] rated supply voltage	12...24 V DC with reverse polarity protection
Supply voltage limits	10...32 V DC
Switching capacity in mA	100 mA (overload and short-circuit protection)
Switching frequency	1000 Hz
Maximum voltage drop	<1.5 V (closed state)
Current consumption	45 mA no-load
Maximum delay first up	200 ms
Maximum delay response	500 ms
Maximum delay recovery	500 ms
Net weight	0.048 kg

The information provided in this documentation contains general descriptions and/or technical characteristics of the performance of the products contained herein. This documentation is not intended as a substitute for and is not to be used for determining suitability or reliability of these products for specific user applications. It is the duty of any such user or integrator to perform the appropriate and complete risk analysis, evaluation and testing of the products with respect to the relevant specific application or use thereof. Neither TWSS Holding nor any of its affiliates or subsidiaries shall be responsible or liable for misuse of the information contained herein.

## Environment

Product certifications	CE[RETURN]CSA[RETURN]UL
Ambient air temperature for operation	0...55 °C
Ambient air temperature for storage	-40...70 °C
Vibration resistance	7 gn, amplitude = +/- 1 mm (f = 10...55 Hz) conforming to IEC 60068-2-6
Shock resistance	30 gn (duration = 11 ms) conforming to IEC 60068-2-27
IP degree of protection	IP65 conforming to IEC 60529 (double insulation) IP67 conforming to IEC 60529 (double insulation) IP69K conforming to DIN 40050 (double insulation)

## Packing Units

Unit Type of Package 1	PCE
Number of Units in Package 1	1
Package 1 Height	3.500 cm
Package 1 Width	7.000 cm
Package 1 Length	13.000 cm
Package 1 Weight	63.000 g
Unit Type of Package 2	S02
Number of Units in Package 2	35
Package 2 Height	15.000 cm
Package 2 Width	30.000 cm
Package 2 Length	40.000 cm
Package 2 Weight	2.430 kg

## Offer Sustainability

Sustainable offer status	Green Premium product
Environmental Disclosure	<a href="#">Product Environmental Profile</a>
Circularity Profile	<a href="#">End of Life Information</a>
California proposition 65	WARNING: This product can expose you to chemicals including: Diisononyl phthalate (DINP), which is known to the State of California to cause cancer, and Di-isodecyl phthalate (DIDP), which is known to the State of California to cause birth defects or other reproductive harm. For more information go to <a href="http://www.P65Warnings.ca.gov">www.P65Warnings.ca.gov</a>
For all Reach Rohs enquiries contact us at	<a href="mailto:sustainability@tesensors.com">sustainability@tesensors.com</a>

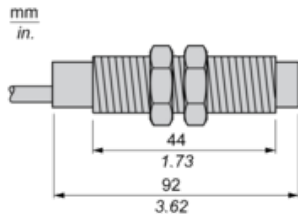
## Contractual warranty

Warranty	18 months
----------	-----------

---

Dimensions

---

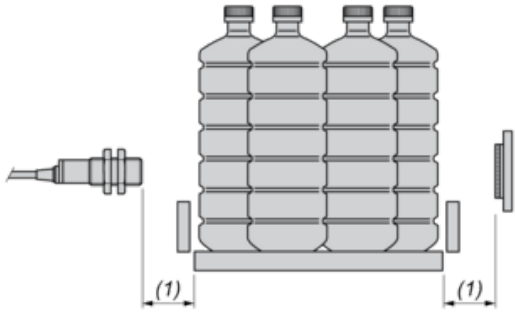


---

Setting-up

---

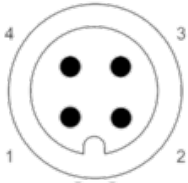
Recommended Distances and Application Restraints



(1) Blind zone : 0 m

## Wiring Schemes

### M12 Connector



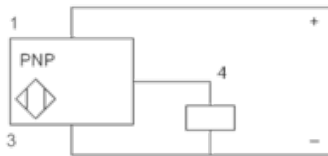
3 : (-)

1 : (+)

4 : OUT/Output

2 : Not connected

### PNP



---

## Detection Curves

---

Line of Sight 90° to Case Axis

