

XCSM4115L1

Safety limit switch, Telemecanique Safety switches XCS, XCSM, metal, rotary lever, 2 NC + 2 NO, cable 1 m



Main

| | |
|-------------------------------|--|
| Range of product | Telemecanique Safety switches XCS |
| Product or component type | Safety limit switch |
| Component name | XCSM |
| Design | Miniature |
| Material | Metal |
| Head type | Rotary head |
| Protection technology | Plastic protective cover, secured by 5-lobe socket head safety screw |
| Type of approach | Lateral approach |
| Type of operator | Thermoplastic roller lever |
| Contacts type and composition | 1 NC + 1 NC + 1 NO + 1 NO |
| Contact operation | Snap action |

Complementary

| | |
|--|--|
| Electrical connection | Pre-cabled |
| Cable length | 1 m |
| Cable composition | 9 x 0.34 mm ² |
| Switch actuation | By 30° cam |
| Fixing mode | By the body |
| Number of poles | 4 |
| Positive opening | With NC contact |
| Mechanical durability | 10000000 cycles |
| Minimum torque for tripping | 0.5 N.m |
| Positive opening minimum torque | 0.1 N.m |
| Minimum actuation speed | 0.01 m/min |
| Maximum actuation speed | 1.5 m/s |
| Contact code designation | B300, AC-15 (Ue = 240 V, Ie = 1.5 A) conforming to EN 60947-5-1 B300, AC-15 (Ue = 240 V, Ie = 1.5 A) conforming to EN/IEC 60947-5-1 appendix A R300, DC-13 (Ue = 250 V, Ie = 0.1 A) conforming to EN 60947-5-1 R300, DC-13 (Ue = 250 V, Ie = 0.1 A) conforming to EN/IEC 60947-5-1 appendix A |
| [Ui] rated insulation voltage | 300 V conforming to UL 508 400 V (pollution degree 3) conforming to IEC 60947-5-1 300 V conforming to CSA C22.2 No 14 |
| [Uimp] rated impulse withstand voltage | 4 kV conforming to IEC 60664 4 kV conforming to IEC 60947-1 |
| Maximum resistance across terminals | 25 MOhm conforming to IEC 60255-7 category 3 |
| Short-circuit protection | 6 A cartridge fuse type gG (gl) |
| Repeat accuracy | 0.05 mm on the tripping points |
| Body material | Zamak |
| Head material | Zamak |
| Depth | 34 mm |
| Height | 94 mm |
| Width | 30 mm |
| Net weight | 0.205 kg |

The information provided in this documentation contains general descriptions and/or technical characteristics of the performance of the products contained herein. This documentation is not intended as a substitute for and is not to be used for determining suitability or reliability of these products for specific user applications. It is the duty of any such user or integrator to perform the appropriate and complete risk analysis, evaluation and testing of the products with respect to the relevant specific application or use thereof. Neither TWSS Holding nor any of its affiliates or subsidiaries shall be responsible or liable for misuse of the information contained herein.





Environment

| | |
|---------------------------------------|--|
| Standards | EN/IEC 60204-1 CSA C22.2 No 14 EN 1088 EN/IEC 60947-5-1 UL 508 |
| Product certifications | CSA UL |
| Safety level | Can reach category 4 with the appropriate monitoring system and correctly wired conforming to EN/ISO 13849-1 Can reach PL = e with the appropriate monitoring system and correctly wired conforming to EN/ISO 13849-1 Can reach SIL 3 with the appropriate monitoring system and correctly wired conforming to IEC 61508 |
| Safety reliability data | B10d = 50000000 value given for a life time of 20 years limited by mechanical or contact wear |
| Protective treatment | TC |
| Ambient air temperature for operation | -25...70 °C |
| Ambient air temperature for storage | -40...70 °C |
| Vibration resistance | 5 gn (f= 10...500 Hz) conforming to IEC 60068-2-6 |
| Shock resistance | 25 gn for 18 ms conforming to IEC 60068-2-27 |
| Electrical shock protection class | Class I conforming to NF C 20-030 Class I conforming to EN/IEC 61140 |
| IP degree of protection | IP66 conforming to IEC 60529 IP67 conforming to IEC 60529 IP68 conforming to IEC 60529 |
| IK degree of protection | IK06 conforming to EN 50102 |

Packing Units

| | |
|------------------------------|----------|
| Unit Type of Package 1 | PCE |
| Number of Units in Package 1 | 1 |
| Package 1 Height | 3 cm |
| Package 1 Width | 20 cm |
| Package 1 Length | 17 cm |
| Package 1 Weight | 228 g |
| Unit Type of Package 2 | S03 |
| Number of Units in Package 2 | 45 |
| Package 2 Height | 30 cm |
| Package 2 Width | 30 cm |
| Package 2 Length | 40 cm |
| Package 2 Weight | 10.79 kg |
| Unit Type of Package 3 | P06 |
| Number of Units in Package 3 | 360 |
| Package 3 Height | 75 cm |
| Package 3 Width | 60 cm |
| Package 3 Length | 80 cm |
| Package 3 Weight | 92 kg |

Offer Sustainability

| | |
|----------------------------|--|
| Sustainable offer status | Green Premium product |
| REACH Regulation |  REACH Declaration |
| EU RoHS Directive | Pro-active compliance (Product out of EU RoHS legal scope)  EU RoHS Declaration |
| Mercury free | Yes |
| RoHS exemption information |  Yes |
| Environmental Disclosure |  Product Environmental Profile |

| | |
|---------------------------|---|
| Circularity Profile | End of Life Information |
| California proposition 65 | WARNING: This product can expose you to chemicals including: Diisononyl phthalate (DINP), which is known to the State of California to cause cancer, and Di-isodecyl phthalate (DIDP), which is known to the State of California to cause birth defects or other reproductive harm. For more information go to www.P65Warnings.ca.gov |

Contractual warranty

| | |
|----------|-----------|
| Warranty | 18 months |
|----------|-----------|
