



Main

Range of product	OsiSense XC
Series name	Basic
Product or component type	Limit switch
Product specific application	Medium duty
Device short name	XCE
Body type	Fixed
Head type	Plunger head
Material	Plastic and metal
Fixing mode	By the body
Movement of operating head	Linear
Type of operator	Spring return plunger steel
Switch actuation	On end
Type of approach	Vertical approach, 1 direction
Electrical connection	Screw-clamp terminals, clamping capacity: 1 x 1.5 mm ²
Cable entry	1 flexible rubber cable gland, cable outer diameter: 6...9 mm
Number of poles	2
Contact operation	Snap action
Positive opening	Without
Maximum force for tripping	9 N

Complementary

Contacts insulation form	Za
Minimum release force	1.5 N
Minimum actuation speed	5 mm/s
Maximum actuation speed	0.5 m/s
Maximum operating rate	120 cyc/mn
Contact code designation	A300, AC (U _e = 240 V), I _e = 3 A, I _{the} = 10 A conforming to IEC 60947-5-1 R300, DC (U _e = 220 V), I _e = 0.3 A conforming to IEC 60947-5-1
Maximum resistance across terminals	25 MOhm
[U _{imp}] rated impulse withstand voltage	4 kV conforming to IEC 60664
Electrical durability	800000 cycles, AC, 3 A, 220 V
Mechanical durability	10000000 cycles
Width	28 mm
Height	100 mm
Depth	25 mm
Net weight	0.11 kg
Terminals description ISO n°1	(3-4-1-2)OF

The information provided in this documentation contains general descriptions and/or technical characteristics of the performance of the products contained herein. This documentation is not intended as a substitute for and is not to be used for determining suitability or reliability of these products for specific user applications. It is the duty of any such user or integrator to perform the appropriate and complete risk analysis, evaluation and testing of the products with respect to the relevant specific application or use thereof. Neither TWSS Holding nor any of its affiliates or subsidiaries shall be responsible or liable for misuse of the information contained herein.

Environment

Shock resistance	30 gn for 11 ms conforming to IEC 60068-2-27
Vibration resistance	+/- 3 mm (f= 10...55 Hz) conforming to IEC 60068-2-6
IP degree of protection	IP65 conforming to IEC 60529
Electrical shock protection class	Class I conforming to IEC 60947-5-1
Ambient air temperature for operation	-25...70 °C
Ambient air temperature for storage	-40...70 °C
Marking	CE CCC
Standards	IEC 60947-5-1 GB 14048.5

Packing Units

Unit Type of Package 1	PCE
Number of Units in Package 1	1
Package 1 Height	3.000 cm
Package 1 Width	5.000 cm
Package 1 Length	13.500 cm
Package 1 Weight	141.000 g
Unit Type of Package 2	S02
Number of Units in Package 2	50
Package 2 Height	15.000 cm
Package 2 Width	30.000 cm
Package 2 Length	40.000 cm
Package 2 Weight	7.310 kg
Unit Type of Package 3	P06
Number of Units in Package 3	800
Package 3 Height	75.000 cm
Package 3 Width	80.000 cm
Package 3 Length	60.000 cm
Package 3 Weight	124.960 kg

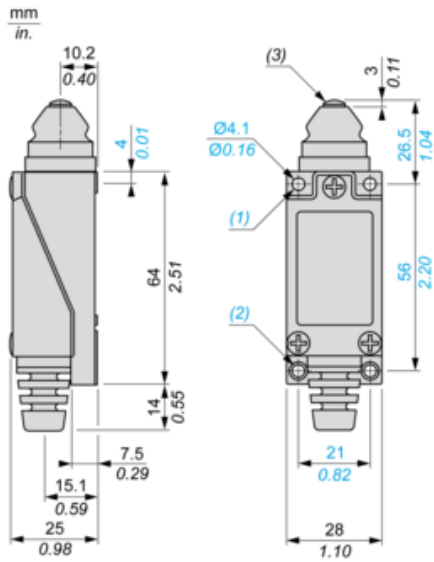
Offer Sustainability

California proposition 65	WARNING: This product can expose you to chemicals including: Diisononyl phthalate (DINP), which is known to the State of California to cause cancer, and Di-isodecyl phthalate (DIDP), which is known to the State of California to cause birth defects or other reproductive harm. For more information go to www.P65Warnings.ca.gov
For all Reach Rohs enquiries contact us at	sustainability@tesensors.com

Contractual warranty

Warranty	18 months
----------	-----------

Dimensions

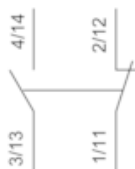


- (1) : 2 holes M5 tapped 7mm / 0.27 inches in depth.
- (2) : 2 M5 tapped holes.
- (3) : Stainless steel plunger \varnothing 7 mm / \varnothing 0.27 in.

Connection and Schema

Wiring Diagram

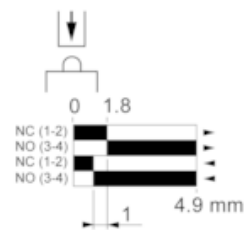
1 NO + 1 NC



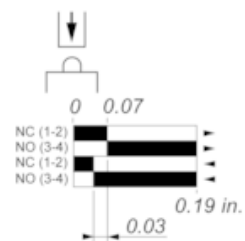
Technical Description

Type of Operator and Functional Diagram, Travel Distance

mm



in.



- (1)
- (2)
- ▶ (3)
- ◀ (4)

- (1) : Contact closed
- (2) : Contact open
- (3) : Tripping
- (4) : Resetting