

XX7F1A2NAL01M12

Ultrasonic sensors XX, ultrasonic sensor parallelepipedic, Sn 0.1 m, NO, pre cabled M12 0.15 m



Main

| | |
|-------------------------------|---|
| Range of product | Telemecanique Ultrasonic sensors XX |
| Sensor type | Ultrasonic sensor |
| Series name | General purpose |
| Sensor name | XX7 |
| Sensor design | Flat form 33 x 19 x 7.6 |
| Detection system | Diffuse |
| [Sn] nominal sensing distance | 0.1 m fixed |
| Material | Plastic |
| Type of output signal | Discrete |
| Discrete output function | 1 NO |
| Wiring technique | 3-wire |
| Discrete output type | NPN |
| [Us] rated supply voltage | 12...24 V DC with reverse polarity protection |
| Electrical connection | Remote male connector M12 4 pins, 0.15 m cable length |
| [Sd] sensing range | 0.0064...0.102 m |
| Beam angle | 14 ° |
| IP degree of protection | IP67 conforming to IEC 60529 |

Complementary

| | |
|---------------------------------|--|
| Enclosure material | ULTEM |
| Front material | Epoxy |
| Supply voltage limits | 10...28 V DC |
| [Sa] assured operating distance | 0.0064...0.102 m |
| Maximum differential travel | 0.7 mm |
| Blind zone | 0...6.4 mm |
| Transmission frequency | 500 kHz |
| Repeat accuracy | 0.7 % |
| Minimum size of detected object | Cylinder diameter 2.5 mm Flat bar 1 mm wide |
| Status LED | Supply on: 1 LED (green) Output state: 1 LED (yellow) |
| Current consumption | 25 mA |
| Maximum switching current | 100 mA |
| Maximum voltage drop | 1 V |
| Switching frequency | <= 100 Hz |
| Maximum delay first up | 20 ms |
| Maximum delay response | 4 ms |
| Maximum delay recovery | 4 ms |
| Marking | CE |
| Height | 19 mm |
| Width | 8 mm |
| Depth | 33 mm |
| Net weight | 0.04 kg |

The information provided in this documentation contains general descriptions and/or technical characteristics of the performance of the products contained herein. This documentation is not intended as a substitute for and is not to be used for determining suitability or reliability of these products for specific user applications. It is the duty of any such user or integrator to perform the appropriate and complete risk analysis, evaluation and testing of the products with respect to the relevant specific application or use thereof. Neither TWSS Holding nor any of its affiliates or subsidiaries shall be responsible or liable for misuse of the information contained herein.

Environment

| | |
|---------------------------------------|--|
| Standards | IEC 60947-5-2 |
| Product certifications | UL |
| Ambient air temperature for operation | -20...65 °C |
| Ambient air temperature for storage | -40...80 °C |
| Vibration resistance | +/-1 mm conforming to IEC 60068-2-6 (f = 10...55 Hz) |
| Shock resistance | 30 gn in all 3 axes for 11 ms conforming to IEC 60068-2-27 |
| Resistance to electrostatic discharge | 8 kV level 4 conforming to IEC 61000-4-2 |
| Resistance to electromagnetic fields | 10 V/m level 3 conforming to IEC 61000-4-3 |
| Resistance to fast transients | 1 kV level 3 conforming to IEC 61000-4-4 |

Packing Units

| | |
|------------------------------|---------|
| Unit Type of Package 1 | PCE |
| Number of Units in Package 1 | 1 |
| Package 1 Height | 3.6 cm |
| Package 1 Width | 7.1 cm |
| Package 1 Length | 9.5 cm |
| Package 1 Weight | 31.0 g |
| Unit Type of Package 2 | S01 |
| Number of Units in Package 2 | 15 |
| Package 2 Height | 15.0 cm |
| Package 2 Width | 15.0 cm |
| Package 2 Length | 40.0 cm |
| Package 2 Weight | 690.0 g |

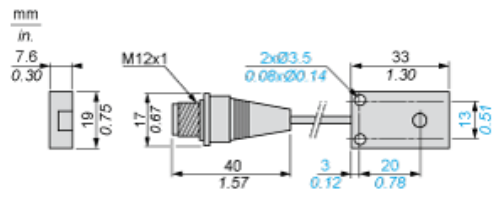
Offer Sustainability

| | |
|--|---|
| Sustainable offer status | Green Premium product |
| California proposition 65 | WARNING: This product can expose you to chemicals including: Diisononyl phthalate (DINP), which is known to the State of California to cause cancer, and Di-isodecyl phthalate (DIDP), which is known to the State of California to cause birth defects or other reproductive harm. For more information go to www.P65Warnings.ca.gov |
| For all Reach Rohs enquiries contact us at | sustainability@tesensors.com |

Contractual warranty

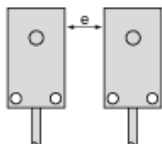
| | |
|----------|-----------|
| Warranty | 18 months |
|----------|-----------|

Dimensions



Minimum Mounting Distances

Side by side

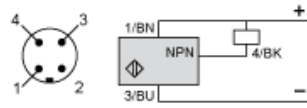


e : respect the distances indicated on the detection curves

Wiring Diagram

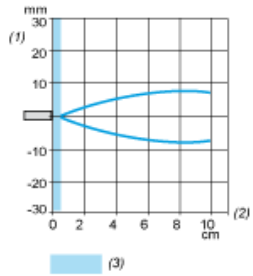
3-Wire Type

NO outputs, NPN



- (1) (+)
- (3) (-)
- (4) Output
- BN Brown
- BU Blue
- BK Black

Curves



- (1) Parallel movement
- (2) Distance
- (3) Blind zone for diffuse sensors.